

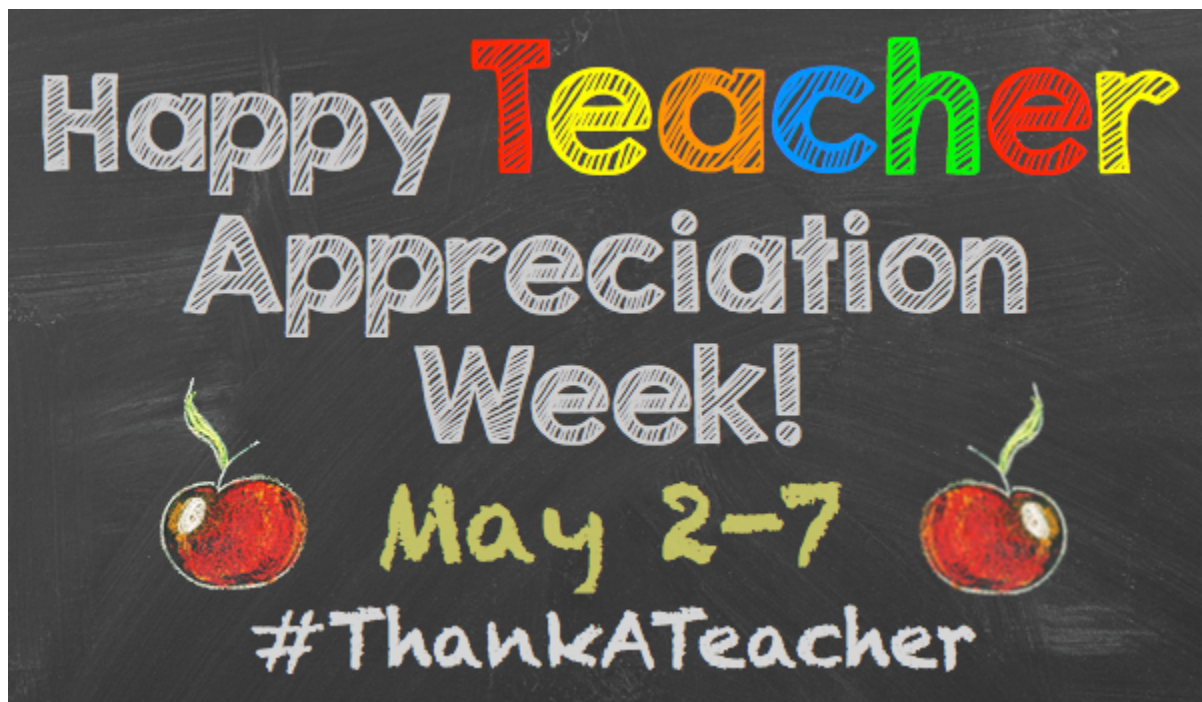


TECH BYTES



Orange Board of Education

May 2021



2021 Teacher Appreciation Week Promotions, Freebies, Discounts, Deals

<https://www.hustlermoneyblog.com/teacher-appreciation-week/>

<https://www.fox23.com/news/trending/teacher-appreciation-week-2021-deals-freebies-educators/SOQPCHBO3JAC3MXNVHGY3IFYHM/>

<https://parade.com/1018796/marynliles/teacher-quotes/>

<https://www.pinterest.com/pin/112308584445836605/>



The last Monday in May is the perfect opportunity to use class time to open a discussion with students about the men and women who have died while serving in the U.S. armed forces and their legacies.

Teaching Resources

<https://www.edutopia.org/blog/>

<https://www.teacherplanet.com/content/memorial-day>

<https://www.teachervision.com/holidays/memorial-day>

<http://www.readwritethink.org/classroom-resources/calendar-activities/memorial-observed-united-states-30557.html>

<https://sharemylesson.com/collections/memorial-day-lesson-plans-resources>



Cinco de Mayo, or the fifth of May, is a holiday that celebrates the date of the Mexican army's May 5, 1862 victory over France at the Battle of Puebla during the Franco-Mexican War. The day, which falls on Wednesday, May 5 in 2021, is also known as Battle of Puebla Day. While it is a relatively minor holiday in

Mexico, in the United States, Cinco de Mayo has evolved into a commemoration of Mexican culture and heritage,

Teaching Resources

<https://www.history.com/topics/holidays/cinco-de-mayo>
<https://www.fluentu.com/blog/educator-spanish/cinco-de-mayo-for-kids/>
<https://www.teacherplanet.com/content/cinco-de-mayo>
https://www.teach-nology.com/teachers/lesson_plans/holidays/cincomemayo/
<http://themes.atozteacherstuff.com/826/cinco-de-mayo-activities-printables-lessons-and-teaching-ideas/>



<https://practicaledtech.com/2021/04/23/build-your-first-google-site-with-the-help-of-these-tutorials/>

Build Your First Google Site with the Help of These Tutorials

The process of building a website is a lot more streamlined in the current version of Google Sites compared to the classic version. [This seven minute video](#) shows you everything you need to know to build your first website with Google Sites.



Google Sites as a Tool for Student Portfolios

A portfolio is a collection of artifacts that demonstrate learning and growth over time. There are many different types of portfolios, and many different ways to use this strategy in the K-12 classroom and beyond.

Portfolios are nothing new. They have been around for decades and harkened back to paper files and notebooks, but today's digital versions are much easier to manage and share.


Online student portfolios are a great way to showcase student work and show growth over time. Google Sites is the perfect tools for you and your students to create portfolios.

<https://shakeuplearning.com/blog/how-to-create-powerful-student-eportfolios-with-google-sites/>

<https://shakeuplearning.com/blog/student-portfolios-with-google-sites-suls091/>

<https://sites.google.com/view/togetherlearning/learn/digitalliteracy/portfolios>

<https://sites.google.com/a/flippededucation.com/flippedevents/home/google-apps-summit-presentations/google-sites-as-a-tool-for-student-portfolios>



Asynchronous Audio Breakout Rooms

If your students are anything like mine, at this point they've had about enough of breakout rooms in Zoom, Google Meet, or Microsoft Teams to last them a lifetime. Live breakout rooms are good for some group work and short discussions, I use them for those purposes. However, the time constraints and general nature of synchronous online classes can make it hard to get into really deep discussions in live breakout rooms. .Deeper, threaded discussions are better suited to an asynchronous discussion platform. There are two platforms for this that I like, use, and recommend.

Synth

[Synth](#) is a free service designed for teachers and students to record spoken audio. People can listen to the audio recordings and respond with audio recordings of their own. Listeners can also respond to each other's responses. A simple example of this is a teacher starting a conversation with one audio recording about a news story then students respond with audio comments. Classmates and the teacher can then respond to those responses. All recordings created by students are automatically held for moderation by the teacher. [Here's a video](#) that provides step-by-step directions for using Synth.

Audio-only Flipgrid

I, like thousands of other teachers, use [Flipgrid](#) for asynchronous online discussions. Instead of having the whole class participate in one large discussion, I'll create multiple small groups. I also don't make students use their webcams if they don't want to use them. This year Flipgrid finally added an audio-only option. Your students will find that option when they click on the "options" menu just to the left of the record button in Flipgrid.

<https://practicaledtech.com/2021/04/12/asynchronous-audio-breakout-rooms/>

Using a Wonder Day Project to Spark Student Inquiry

Learning should make you more curious. In fact, there's often an ongoing cycle of curiosity and creativity, often inspired by play.

The key idea is that students start with curiosity, engage in their own research, and analyze what they find in order to reach a conclusion. However, sometimes they need a little help along the way. Heather Banchi and Randy Bell define four different types of inquiry that you can view on a spectrum from teacher-centered / structured to learner-centered / open.

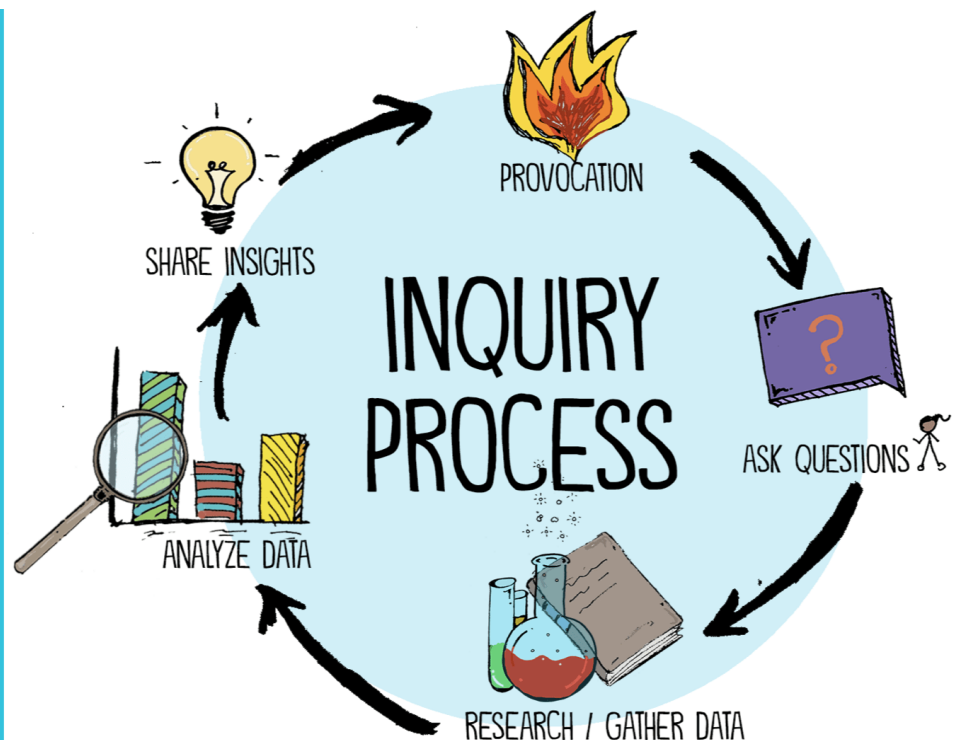
- Level 1 is Confirmation Inquiry, where the teacher teaches the concepts, creates the questions, and models the process for students.
- Level 2: is Structured Inquiry, where the teacher creates the initial questions and shares the procedures then walk through the rest of the inquiry process by collecting and analyzing data and drawing conclusions.
- Level 3 is Guided Inquiry, where the teacher provides the research questions, but students own the research or experimentation process.
- Level 4 is Open/True Inquiry. Here students formulate their own questions, design their own experiments or research, collect their own data, and share their findings.

According to Banchi and Bell, teachers should start with levels 1 and 2 and use those as scaffolding, so that students can learn the inquiry process. However, in my experience, there is power in asking students to engage in Level 4 inquiry,

where they are truly empowered to ask their own questions and engage in their own research.

INQUIRY-BASED LEARNING

There are many great models for inquiry-based learning. Each conceptual model uses different terminology and different structures to describe the process. However, in general, there are certain trends you see. Many models are cyclical and move from questions through research, data analysis, and the sharing of conclusions. This then serves as a provocation for more questions and deeper inquiry.



If we want students to own their learning, we need them to remain curious. And this is why inquiry-driven PBL is so powerful. They get to make the connection between curiosity and creativity.

Try a Wonder Day or Wonder Week Project

If you'd like to try out inquiry-driven PBL but you aren't entirely sure where to start, you might want to check out the free Wonder Day or Wonder Week Project. This project begins with open-ended student inquiry, where they get to choose the topic and the questions. However, it aligns to content-neutral skill standards that cover many of the informational reading, research, and digital content creation standards. Video: <https://spencerauthor.com/wonder-week/>
Link to Wonder Day or Week Resources: <https://spencerauthor.com/wonder-week/>



Exit Ticket

20 Ideas for Exit Tickets in the Classroom

<https://ditchthattextbook.com/10-ideas-for-digital-exit-tickets-and-some-analog-ones-too/>

Class is done. How can we end it effectively? Using digital exit tickets can bring closure to your day.

In an article in the publication Educational Leadership by ASCD, Robert Marzano explains that there are four kinds of prompts teachers often use with exit slips — prompts that ...

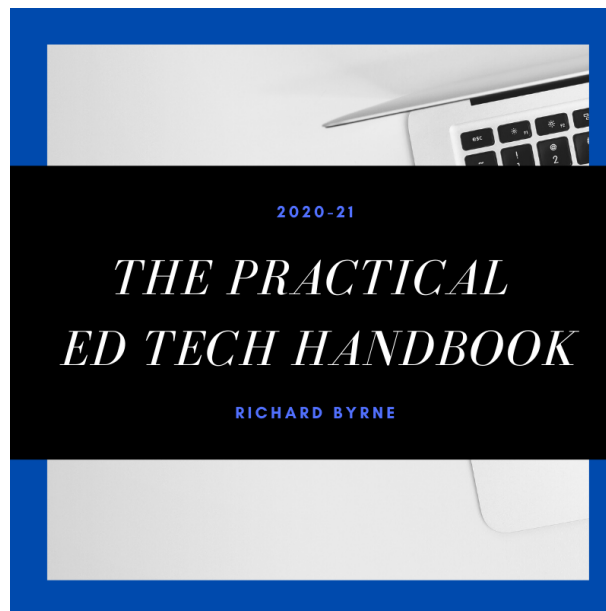
- **Provide formative assessment data** (How would you rate your current level of understanding of what we did today?)
- **Stimulate student analysis** (How hard did you work today? What could you have done to help yourself learn better?)
- **Focus on instructional strategies** (How did the group work today help you understand the content?)
- **Are open communications to the teacher** (What could I do differently to help you understand better?)

Exit tickets are also a research-based best practice for several reasons ...

- Students are second-most likely to recall what they learn at the very end of class (most: beginning). Therefore, the end of class is when their brains are primed for learning.
- When students recall what they've learned without textbooks or notes, it produces great long-term memory effects.
- Reflection on learning -- and the learning process -- can help learning stick and help them become better students.

Exit tickets are a pretty versatile tool. We can use exit tickets one day as formative assessment and, on another day, to check in on students' feelings to learning. Armed with this data, it can inform your instruction instantly — as soon as the next day or even later on in that same day!

Free Digital Handbook on Technology Integration



<https://practicaledtech.com/wp-content/uploads/2020/08/Practical-Ed-Tech-Handbook-2020-21-School-Year-1.pdf>



We're celebrating Teacher Appreciation Month! Get Kami Certified this May!

Kami Certified Educators

<https://www.kamiapp.com/certified/>

Kami Events

The home of Kami's live webinars, conferences, professional development and more

https://www.kamiapp.com/events/?utm_source=newsletter



Celebrating Educators with Free Fitness Sessions May 4-6!


We appreciate you and the work you do. AFT's Share My Lesson offers free health and wellness sessions. So, we are kicking off [a month of new virtual sessions starting with Teacher Appreciation Week!](#)

For All Abilities: Mindfulness and Yoga with Grand Love
Tuesday, May, at 6:00 p.m. EDT | [Register](#)

Meditation and Mindfulness Practices for the Busy Mind
Wednesday, May 5, at 5:00 p.m. EDT | [Register](#)

Practicing Mindfulness with the Holistic Life Foundation
Thursday, May 6, at 5:30 p.m. EDT | [Register](#)

Join Share My Lesson for Free: <https://sharemylesson.com/user/register>



Apple Professional Learning Virtual Conferences Online

Explore helpful resources, practice new skills, and reflect on ways Apple technology can support great learning and teaching. Hosted by Apple Professional Learning Specialists, these hands-on sessions run for approximately 60 minutes and are offered twice daily, Monday through Thursday.

Celebrate Teachers with Photos
Scan, Sort, and Share with iPad
Build Student Portfolios with Seesaw
Show Gratitude with Keynote
Promote Teamwork: Learning Design Series
Create Interactive Worksheets with Mac
and much more...

https://events.apple.com/content/events/us_education/us/en/default.html?token=xww6uj7woR0X9A3Y9aIOR0BVdH60MurN7MAvJSY75sHQxWqaTEhMjEmalXqC7MMJuZhb5dzJ1P1tLkPJGgPIMlxZ5PdIfvyeY_io0YfIMxLvWGnjdlrCLvZypJ5tIPRLdd0&a=1&l=e

